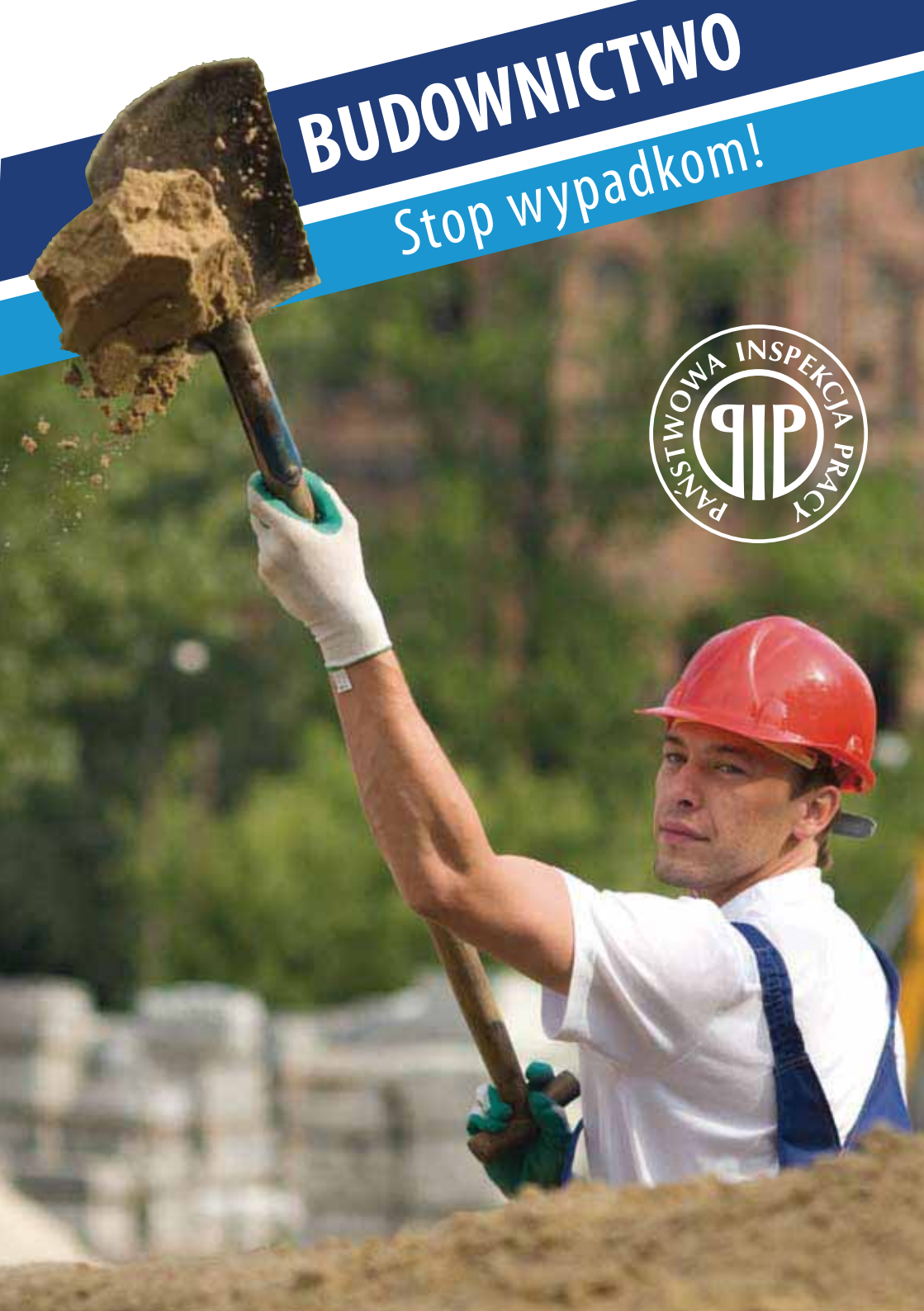


# BUDOWNICTWO

## Stop wypadkom!



Rysunki  
**Frederic Hutter**



Opracowanie graficzne  
**Studio 27 / RTC AW**

Copyright © Główny Inspektorat Pracy 2009



Wydanie pierwsze


**Państwowa Inspekcja Pracy**  
**Główny Inspektorat Pracy**  
**Departament Prewencji i Promocji**

[www.pip.gov.pl](http://www.pip.gov.pl)







































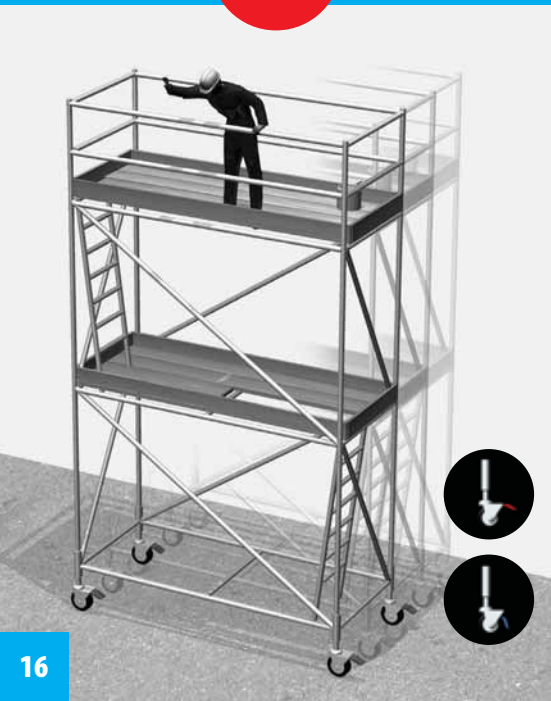









































































Po obejrzeniu broszury rozejrzyj się po budowie, na której pracujesz. Teraz zapewne zobaczysz więcej. Co musisz zmienić w swoim postępowaniu, aby uniknąć wypadku?

Czy wiesz, czego powinie-  
neś wymagać od siebie  
i od swojego pracodawcy?

Broszura „Budownictwo. Stop wypadkom!” zaadresowana jest do wszystkich pracowników budownictwa. Tych na stanowiskach kierowniczych i tych, którzy są robotnikami. Forma publikacji jest nietypowa – broszura zawiera tylko rysunki. Zwracają one uwagę na ponad 50 sytuacji, w których najczęściej dochodzi do wypadków na budowie i uczą, jak postępować aby praca była bezpieczna.



**PRACUJ BEZPIECZNIE**

**[www.bezupadku.pl](http://www.bezupadku.pl)**